

# Enduro™ AS

Mobility. Stability. Longevity.



Aesculap Orthopaedics

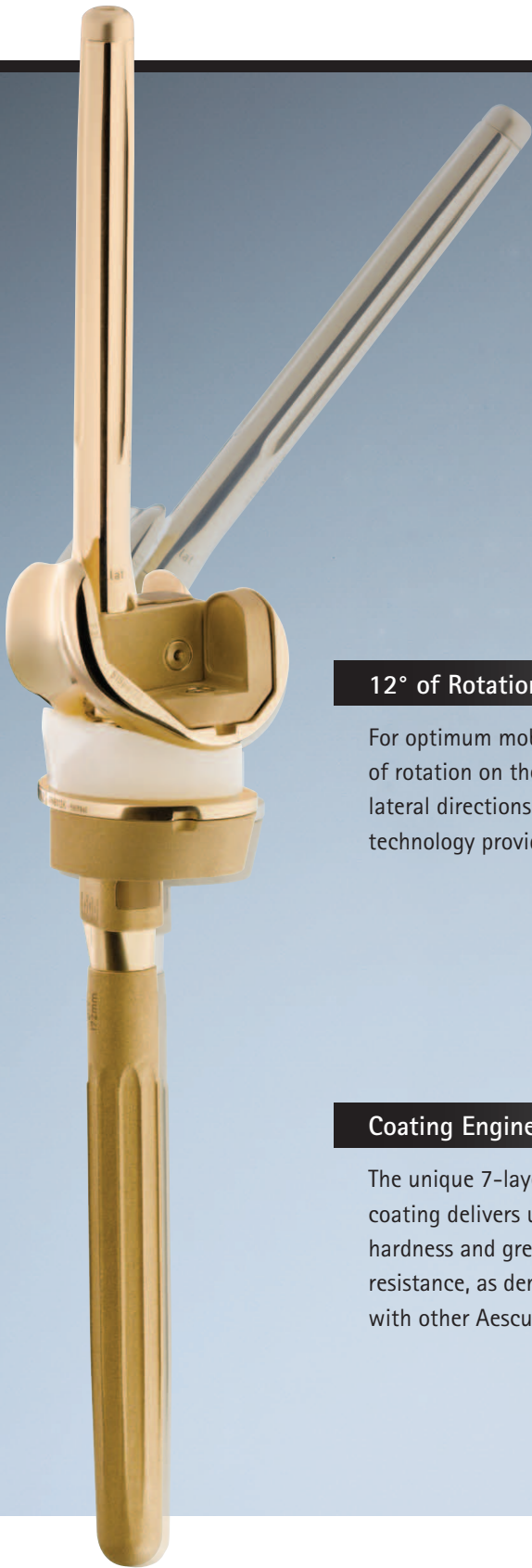
**AESCULAP**  
Implant Systems

# EnduRo™ AS Knee Revision System

Mobility. Stability. Longevity.

The EnduRo AS Knee Revision System was designed for patients needing a knee implant revision due to a failed arthroplasty. The innovative hinge mechanism and joined cone design of the EnduRo AS are intended to prevent dislocation and maintain stability.

The EnduRo AS is the only hinged knee revision product with the unique 7-layer AS coating and the beta sterilized polyethylene proven to yield better wear rates.




## 12° of Rotation

For optimum mobility, the EnduRo AS offers 12° of rotation on the vertical axis in both medial and lateral directions. Additionally, a sophisticated lift technology provides at least 140° of flexion.



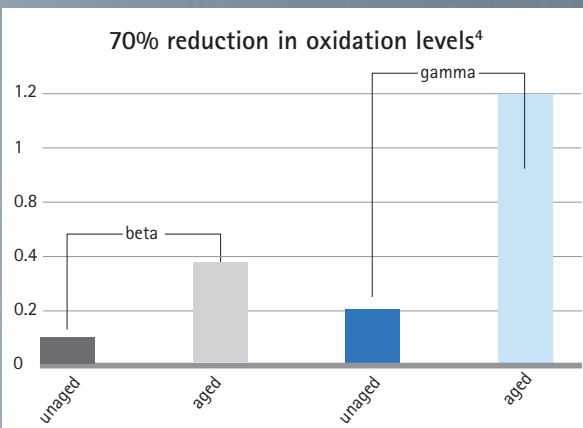
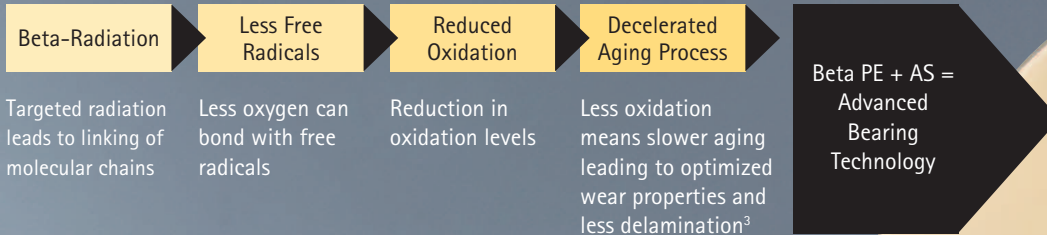
## Coating Engineered for Performance

The unique 7-layer Advanced Surface coating delivers unparalleled surface hardness and greatly improved scratch resistance, as demonstrated in testing with other Aesculap knee designs.<sup>1,2</sup>



## Beta Radiation Sterilization

Improved age resistance through beta-sterilization



ASTM F 2003: artificial aging of 10 years acc. to Kurtz et al.<sup>5</sup> 14 days/70°C/5bar O<sub>2</sub> shown in BiCONTACT study.

## Designed for Stability

The EnduRo™ AS is a hinged knee design. The joined cone with additional securing nut provides security against dislocation.

See Instructions for Use for complete indications and contraindications at [www.aesculapimplantsystems.com](http://www.aesculapimplantsystems.com).

### References

1. Affatato S, Spinelli M, Lopomo N, Grupp TM, Marcacci M, Toni A. *Can the method of fixation influence the wear behavior of ZrN coated unicompartmental mobile knee prostheses?* Clin Biomech (Bristol, Avon). 2011 Feb; 26(2): 152-8. Epub 2010 Oct 8.
2. Grupp TM, Schwiesau T. *Determination of the wear behavior of the UNIVATION mobile knee system T018*, Mar 2007.
3. Bell CJ, Walker PS, Abeyesundera MR, Simmons JM, King PM, Blunn GW. *Effect of oxidation of delamination of ultrahighmolecular-weight polyethylene tibial components.* J Arthroplasty 1998 Apr; 13(3):280-90.
4. Blömer W, Lohrmann E. *Verschleißbeständigkeit von UHMWPE-Artikulationen in der Hüftgelenksendoprothetik.* In: Weller S, Braun A, Eingartner C, Maurer F, Weise K, Winter E, Volkmann R. *Das BICONTACT Hüftendoprothesensystem 1987-2007.* Stuttgart: Georg Thieme Verlag; 2007. p. 94-100.
5. Sharkey PF, Hozack WJ, Rothman RH, Shastri S, Jacoby SM. *Insal Award paper. Why are total knee arthroplasties failing today?* Clin Orthop Relat Res. 2002 Nov;(404):7-13.

All rights reserved. Technical alterations are possible. This leaflet may be used for no other purposes than offering, buying and selling of our products. No part may be copied or reproduced in any form. In the case of misuse we retain the rights to recall our catalogs and price lists and to take legal actions.

©2012 AESCULAP. ALL RIGHTS RESERVED. PRINTED IN THE USA.  
Aesculap is an equal opportunity employer

Aesculap Implant Systems, LLC | 3773 Corporate Parkway | Center Valley, PA | 18034  
Phone 866-229-3002 | Fax 610-984-9096 | [www.aesculapimplantsystems.com](http://www.aesculapimplantsystems.com)

Aesculap Implant Systems, LLC - a B. Braun company

DOC1057 1M 11/12